

## Three-pole switch disconnectors



GA016 A...  
GA040 A  
GA063 SA



GA063 A...  
GA160 A



GA016 C...  
GA040 C



GA063 C...  
GA125 C

## Fourth pole add on



GAX42...A  
GAX41...A  
GAX42 063SA  
GAX41 063SA



GAX42 040C  
GAX41 040C

Order code	IEC conventional free air thermal current Ith AC21A (≤690V)	IEC rated operational current Ie AC22A (≤690V) AC23A (≤415V)	Qty per pkg	Wt [kg]
	[A]	[A]	n°	[kg]

Direct operating version, complete with black handle.  
For door coupling version, separately purchase the handle and shaft extension (see page 11-8 and 11-10).

GA016 A	16	16	1	0.146
GA025 A	25	25	1	0.146
GA032 A	32	32	1	0.146
GA040 A	40	40	1	0.146
GA063 SA	63	45	1	0.148
GA063 A	63	63	1	0.388
GA080 A	80	80	1	0.388
GA100 A	100	100	1	0.388
GA125 A	125	125	1	0.388
GA160 A	160	125	1	0.388

Door mount version, complete with shaft extension (purchase handle separately, see page 11-8).

GA016 C	16	16	1	0.170
GA025 C	25	25	1	0.170
GA032 C	32	32	1	0.170
GA040 C	40	40	1	0.170
GA063 C	63	63	1	0.404
GA080 C	80	80	1	0.404
GA100 C	100	100	1	0.404
GA125 C	125	125	1	0.404

Order code	IEC conventional free air thermal current Ith AC21A (≤690V)	IEC rated operational current Ie AC22A (≤690V) AC23A (≤415V)	Qty per pack	Wt [kg]
	[A]	[A]	n°	[kg]

Simultaneous closing operation as switch disconnector poles. For GA...A version.

GAX42 040A①	40	40	1	0.045
GAX42 063SA②	63	45	1	0.045
GAX42 063A	63	63	1	0.126
GAX42 080A	80	80	1	0.126
GAX42 100A	100	100	1	0.126
GAX42 125A	125	125	1	0.126
GAX42 160A	160	125	1	0.126

For GA...C version.

GAX42 040C③	40	40	1	0.045
GAX42 063C	63	63	1	0.128
GAX42 080C	80	80	1	0.128
GAX42 100C	100	100	1	0.128
GAX42 125C	125	125	1	0.128

Early make closing operation with respect to switch disconnector poles. For GA...A version.

GAX41 040A④	40	40	1	0.046
GAX41 063SA⑤	63	45	1	0.046
GAX41 125A⑤	125	125	1	0.116

For GA...C version.

GAX41 040C⑥	40	40	1	0.046
GAX41 125C⑥	125	125	1	0.128

- ① For GA016 A...GA040 A only.
- ② For GA063 SA only.
- ③ For GA016 C...GA040 C only.
- ④ For GA063 A...GA125 A only.
- ⑤ For GA063 C...GA125 C only.

### General characteristics

- 16A to 160A
- Available versions:
  - Direct operating
  - Door mount
  - Door coupling. Use switch disconnector with direct operating handle and separately purchase the handle and shaft extension for this version. See pages 11-8 and 10.
- Compact and modular size
- Screw or 35mm DIN rail fixing
- Padlockable in 0 position with no extra accessory.

### Operational characteristics

- Rated insulation voltage Ui: 1000V
- Rated impulse withstand Uimp: 8kV
- Electrical life in AC21A:
  - 100,000 cycles GA016...GA040, GAX...40A/C
  - 15,000 cycles GA063 SA, GAX...063SA
  - 30,000 cycles GA063...GA125, GAX...063...125A/C
  - 1,500 cycles GA160A, GAX42 160A
- Mechanical life:
  - 100,000 cycles GA016...GA040 A/C, GA063 SA, GAX...40A/C, GAX...063SA
  - 30,000 cycles GA063...GA160A, GAX...063...125A/C, GAX42 160A.

### Certifications and compliance

Certifications obtained:

Type	cULus according to UL508 / CSA C22.2 no. 14	cULus according to UL98A / CSA C22.2 no. 4	EAC	KEMA
GA016 A...GA040 A	●	—	●	●
GA063 SA	●	—	●	—
GA016 C...GA040 C	●	—	●	●
GA063 A...GA125 A	—	●	●	—
GA160 A-GAX42 160A	—	—	●	—
GA063 C...GA125 C	—	●	●	—
GAX41 040A-GAX42 040A	●	—	●	—
GAX41 063SA-GAX42 063SA	●	—	●	—
GAX41 040C-GAX42 040C	●	—	●	—
GAX41 125A-GAX42 125C	—	●	●	—
GAX42 063A...GAX42 125A	—	●	●	—
GAX42 063C...GAX42 125C	—	●	●	—

● Certification obtained.

Compliant with standards: IEC/EN 60947-3, IEC/EN 60947-1, UL508, UL98A, CSA C22.2.

Strokes of GA poles (main poles and add-on pole)

	Travel 0→1 0°	30°	60°	90°
GA016A/C...GA040A/C - GA063SA			60°	
Main poles				
GAX42040A/C - GAX42063SA			60°	
Simultaneous closing fourth-pole add on				
GAX41040A/C - GAX41063SA			55°	
Early-make fourth-pole add on				
GA063A/C...GA125A/C, GA160A			55°	
Main poles				
GAX42063A/C...GAX42125A/C, GAX42160A			55°	
Simultaneous closing fourth-pole add on				
GAX41125A/C			48°	
Early-make fourth-pole add on				
	OFF			ON


## Handles



GAX61



GAX62



GAX66



GAX68



GAX63 B



GAX63 2B  
Low profile



GAX67 B

- ❶ For GA...A and GA040 D switch disconnectors, separately purchase extension GAX7...
- ❷ Snap-on fixing of GA016 C...GA040 C switch disconnectors with the handle.
- ❸ Separately purchase GAX7...A shaft extension and GAX60 B handle having a 7mm square section, not required for GAX60 01.

Order code	Characteristics	Qty	Wt
		per pkg	
		no.	[kg]

DOOR COUPLING VERSION PADLOCKABLE, IP65 (4X). Red/yellow.			
GAX61	For GA...A, GA063 SA, GA...C, GA040 D and GD... Screw fixing. Handle with selector flush-mounted ❶. □ 5mm/0.2"	1	0.073
GAX62	For GA...A, GA063 SA, GA...C, GA040 D and GD... Screw fixing. Handle with selector protruding ❶. □ 5mm/0.2"	1	0.072
GAX63	For GA...A, GA063 SA, GA016 C... GA040 C, GA040 D and GD... Ring fixing. Handle with selector protruding ❶❷. □ 5mm/0.2"	1	0.068
GAX63 2	Per GA...A, GA063 SA, GA040 D and GD... Ring fixing lowered. Handle with selector protruding. □ 5mm/0.2" ❶	1	0.057
GAX64	For GA...A, GA063 SA, GA040 D and GD... Ring fixing. Handle with selector protruding - defeatable (requirement UL508A)❸. □ 5mm/0.2"	1	0.064
GAX66	For GA063 A...GA160 A, and GAX60 01. Screw fixing. Pistol handle - defeatable (req. UL 508A)❸. □ 7mm/0.3"	1	0.140
GAX68	For GA016 A...GA063 SA, GA040 D, GA016 C...GA040 C and GD... Screw fixing. Handle with selector lowered ❶. □ 5mm/0.2"	1	0.060

Black.			
GAX61 B	For GA...A, GA063 SA, GA...C, GA040 D and GD... Screw fixing. Handle with selector flush-mounted ❶. □ 5mm/0.2"	1	0.073
GAX62 B	For GA...A, GA063 SA, GA...C, GA040 D and GD... Screw fixing. Handle with selector protruding ❶. □ 5mm/0.2"	1	0.072
GAX63 B	For GA...A, GA063 SA, GA016 C... GA040 C, GA040 D and GD... Ring fixing. Handle with selector protruding ❶❷. □ 5mm/0.2"	1	0.068
GAX63 1B	For GA...A, GA063 SA, GA016 C... GA040 C, GA040 D and GD... Ring fixing. Handle with selector protruding padlockable in ON pos. (UNI 9490 and UNI EN 12845) ❶❷. □ 5mm/0.2"	1	0.074
GAX63 2B	For GA...A, GA063 SA, GA040 D and GD... Ring fixing lowered. Handle with selector protruding. □ 5mm/0.2" ❶	1	0.057
GAX64 B	For GA...A, GA063 SA, GA040 D and GD... Ring fixing. Handle with selector protruding - defeatable (requirement UL508A)❸. □ 5mm/0.2"	1	0.064
GAX66 B	For GA063 A...GA160 A and GAX60 01. Screw fixing. Pistol handle - defeatable (req. UL 508A)❸. □ 7mm/0.3"	1	0.140
GAX67 B	For mechanical interlock GAX50... (I-O-II)❶. □ 5mm/0.2"	1	0.078
GAX68 B	For GA016 A...GA063 SA, GA040 D, GA016 C...GA040 C and GD... Screw fixing. Handle with selector lowered ❶. □ 5mm/0.2"	1	0.060

ACCESSORIES FOR DOOR COUPLING CONTROL For GAX66 and GAX66 B handles.			
GAX60 B	Adaptor □ 7mm/0.3" per GA063 A...GA160 A	1	0.010

## General and operational characteristics

- Choice of handle fixing: ring or screw
- Fixing handle interaxis:
  - GAX61/61B-GAX62/62B-GAX67B: 36x36mm/1.42x1.42" or 48x48mm/1.89x1.89"
  - GAX66/66B: 36x36mm/1.42x1.42"
  - GAX68/68B: 28x28mm/1.10x1.10" or 36x36mm/1.42x1.42"
- Compatible with pre-existing drillings of most common types in the marketplace
- 1 to 3 padlocks in the Ø4...8mm/0.16...0.31" for all handles (except GAX68 only one Ø4...8mm/0.16...0.31")
- Front plate dimensions:
  - GAX61/61B-GAX62/62B-GAX63/63B-GAX64/64B-GAX67/67B: 65x65mm/2.56x2.56"
  - GAX66/66B: Ø75mm/2.95"
  - GAX68/68B: 48x48mm/1.89x1.89"
- Tightening torque:
  - Fixing ring types: 2.3Nm/20.4lbin
  - GAX60B: 0.8Nm/7lbin
  - GAX66/66B: 1.5Nm/13.3lbin
  - All others: 1Nm/9lbin
- Degree of protection for all: IP65
- Degree of protection for GAX66/66B: IP66; for UL/CSA data see detail on page 11-10.

## Certifications and compliance

Certifications obtained: cULus for GAX68.

# Disconnect Kits with Pistol Handle Type 4X

## Shaft extensions Terminal covers Fuse holders/blocks



GAX7...



GAX7... A



GAX8...



GAX39 1

Order code	Characteristics	Qty per pkg	Wt [kg]
		n°	[kg]

Shaft extension for door coupling handles GAX61...GAX64, GAX68, GAX61 B...GAX64 B, GAX67 B, GAX68 B and mechanical interlock type GAX50 00, GAX50 01 and mechanical coupling GAX60 00.

<b>GAX7 055</b>	55mm/2.16" long □ 5mm/0.2"	1	0.012
<b>GAX7 070</b>	70mm/2.75" long □ 5mm/0.2"	1	0.014
<b>GAX7 090</b>	90mm/3.54" long □ 5mm/0.2"	1	0.018
<b>GAX7 150</b>	150mm/5.90" long □ 5mm/0.2"	1	0.032
<b>GAX7 200</b>	200mm/7.87" long □ 5mm/0.2"	1	0.070
<b>GAX7 300</b>	300mm/11.81" long □ 5mm/0.2"	1	0.068
<b>GAX7 400</b>	400mm/15.75" long □ 5mm/0.2"	1	0.072
<b>GAX7 500</b>	500mm/19.68" long □ 5mm/0.2"	1	0.090

Shaft extension for door coupling handles GAX66, GAX66 B and mechanical coupling system GAX60 01.

<b>GAX7 150A</b>	150mm/5.90" long □ 7mm/0.3"	1	0.090
<b>GAX7 200A</b>	200mm/7.87" long □ 7mm/0.3"	1	0.112
<b>GAX7 300A</b>	300mm/11.81" long □ 7mm/0.3"	1	0.160

Set of 2 one-pole terminal covers for fourth pole.

<b>GAX81</b>	For GAX42 040A, GAX42 063SA, GAX42 040C, GAX42 040D, GAX41 040A, GAX41 063A and GAX41 040C	1	0.009
<b>GAX82</b>	For GAX42 063A...GAX42 160A	1	0.012

Set of 2 three-pole terminal covers.

<b>GAX83</b>	For GA016 A...GA040 A, GA063 SA, GA016 C...GA040 C and GA040 D	1	0.011
<b>GAX84</b>	For GA063 A...GA160 A, GA063 C...GA125 C	1	0.030

Fuse holder for switch disconnectors.

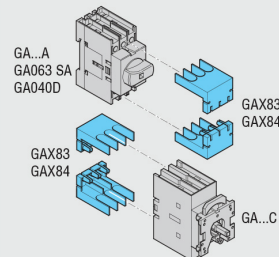
<b>GAX39 1</b>	For GA016 A...GA032 A Suitable for 10.3x38 fuse size	1	0.132
<b>GAX39 1UL</b>	For GA016 A...GA025 A Suitable for Class CC fuses	1	0.135

### Operational characteristics of fuse holder

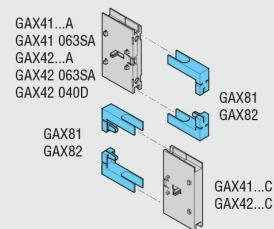
- IEC rated insulation voltage Ui: 1000V
- IEC rated impulse withstand Uimp: 8kV
- The fuse holder/blocks connects directly to the switch disconnectors
- Access to fuses only when the switch disconnectors are in OFF position.

### Terminal covers

For switch disconnectors



For fourth pole



### Certifications and compliance

Certifications obtained:

Type	cULus according to UL508 / CSA C22.2 no. 14	cULus according to UL98A / CSA C22.2 no. 4	EAC
GAX61-GAX61 B	●	●	●
GAX62-GAX62 B	●	●	●
GAX63-GAX63 B	●	●	●
GAX63 1B	—	—	●
GAX63 2-GAX63 2B	●	●	●
GAX64-GAX64 B	●	●	●
GAX66-GAX66 B	—	●	●
GAX67 B	●	●	●
GAX68-GAX68 B	●	—	●
GAX60 B	—	●	●
GAX7 055...GAX7 500	●	●	●
GAX7 150A ... GAX7 300A	—	●	●
GAX81-GAX83	●	—	●
GAX82-GAX84	—	●	●
GAX39 1	—	—	●
GAX39 1UL	●	—	—

● Certification obtained.

NOTE: Types GAX62/62B, GAX63/63B, GAX 632/2B, GAX64/64B, GAX68/68B, GX67 are UL/CSA Type 1, 2, 3R, 12, 12K, 4, 4X external use when used with types GA016...40A/C, GA040D and GA063SA while with GA063...GA125A/C, only UL/CSA Type 1. Types GAX61/61B and GAX66/66B are UL/CSA Type 1, 4, 4X external use with all GA types.

Compliant with standards: IEC/EN 60947-1, IEC/EN 60947-3, UL508, UL98A, CSA C22.2.